

the edition

THE EXCLUSIVE SELECTION OF SUPERIOR SURFACES



800x2400mm | 800x3200mm | 800x3000mm | 1600x3200mm | 1200x2800mm



Harmony
SURFACES



LUXURIOUS PORCELAIN FOR AN UNMATCHED LIFESTYLE

EMBRACE LUXURIOUS LIVING WITH AN EXCEPTIONAL COLLECTION OF ITALIAN-INSPIRED PORCELAIN SLABS IN EXTRAVAGANT SIZES & GRANDEUR.

Our spaces are picture windows to our perspective, preferences, philosophy, and how we see and perceive the world. These spaces tell a story about us, the places we have been, the people we have met, and the life we seek to achieve. They are our reflection, mirrors that reflect and resonates with the beauty we see in the world and wish to create.

Creating these spaces in the reflection of your memories, vision, and design sensibilities is the crucial thing, and finding the right material becomes vital to achieving the spaces that speak the volumes of your personality and translate how you see the world and wish to create the same in your very own abode and space.

To help you bring the spaces of your vision to life and accomplish the lifestyle you have envisioned, Harmony Surfaces brings you a lavish collection of surfaces inspired by the sartorial brilliance of Italian ceramics. The extravagant collection combines larger-than-life eminence of exquisite surfaces and colossal sizes for unmatched ambiance.

Poetry embedded in surfaces, the collection, and its surfaces tells a story and presents you with options to help you translate yours into your spaces. A perfect package, the collection combines unparalleled aesthetics with equally unmatched qualities and sizes that, with mere eminence, can transform spaces lavishly.



UNMATCHED EXTRAVAGANCE



Achieving spaces luxurious, timeless that stand against time, is a task, and we at Harmony Surfaces take such challenges seriously to bring you surface solutions

that is classic and modern, stylish and strong, reliable and resilient. We bring you a collection peerless in size, features, and more. The surfaces are available in

five different colossal sizes with four different thicknesses, finishes, and endless design options to help you create spaces oriented toward your vision.

CRAFTED ELEGANTLY FOR SPACES EXCELLENT

The Harmony Surface Collection is a painstakingly designed collection of surfaces to transform spaces into excellent and exceptional spaces that look and feel not like others, not common. These surfaces are designed keeping an extraordinary feel in mind to evolve spaces equally extraordinary. And to do the same, we resorted to the ultimate inspiration - the nature.



The surfaces and slabs of the exclusive collection draw their inspiration from the ceaseless source of inspiration - nature. The aesthetic cues hidden in the depths of history, time's mystery, a treasure trove of aesthetics like a cascade of running water, vertical channels of marble veins, stretching mountain ranges, lush green meadows and valleys, deep colors, and

sophisticated conviviality of natural stones, and more interspersed with the simplicity that lies in abundance within the nature takes the shape of surfaces in this extravagant collection. All these and more inspire the collection, offering you timeless objects of inheritance that not only decorate your spaces but also give them the essence of natural elegance and

contemporary brilliance, which sets a dialogue between two different worlds conversing amicably and fetching an elegance unseen before. The collection also draws inspiration from the strength that resides in the stones, age-abiding mountains, and more of nature to create functional spaces that seemingly blend with aesthetics with an unmatched sublimity and tailored artistry.



Harmony
SURFACES



Surface Tech

THE ULTIMATE PORCELAIN INNOVATION



Exceptional technology is behind the exceptional collection of slabs from Harmony Surfaces. The collection is backed by years of experience in the industry, technical know-how, research and development, and innovative technology - Surface Tech. An exclusively developed technology - Surface Tech combines the old and new world of porcelain and processes to craft surfaces unmatched in aesthetics and functionality.

The technology is the amalgamation of regulated processes that ensures optimum color output, blemish-free finishing, dimensional stability of enormous slabs, and raw material processing that leaves no room for lack in durability and strength. The technology employs leading ceramic technology imported from Spain and pairs it with traditional ceramic making for the best of both worlds.

CERAMIC TECHNOLOGY

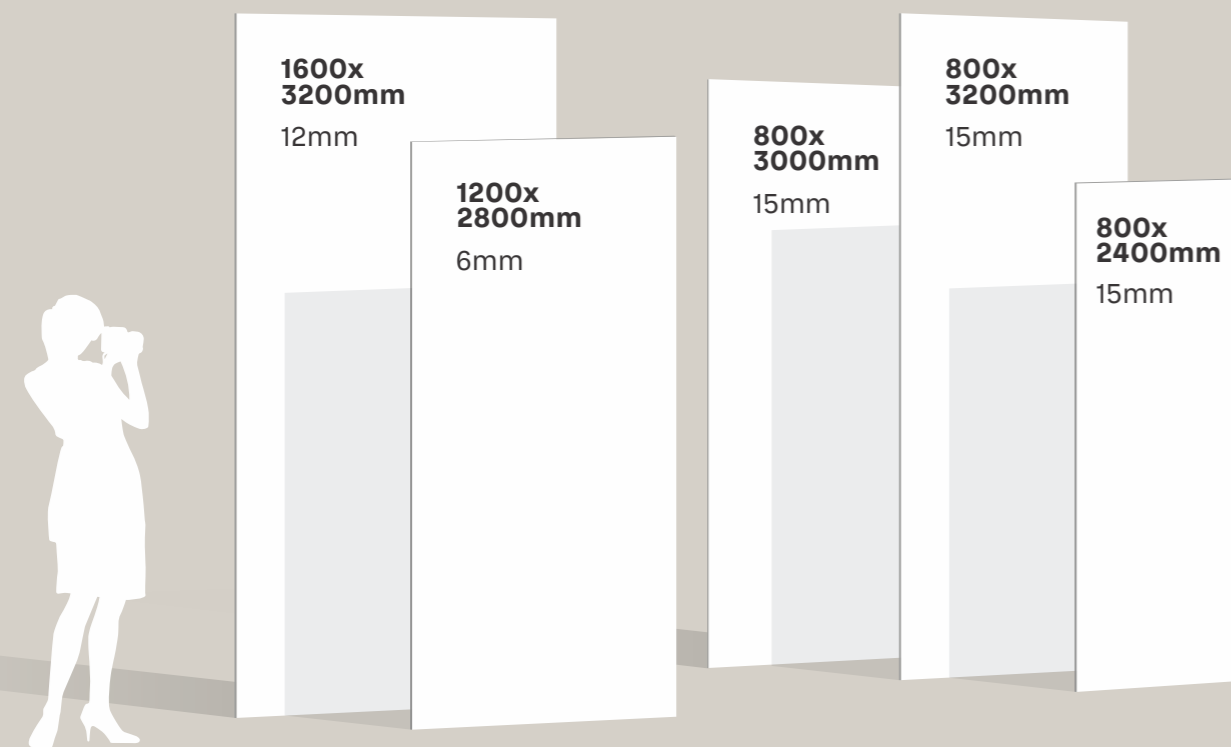


WITNESS UNPARALLELED COLOSSAL EMINENCE

To strike a balance between extravagance and functionality, the exceptional collection from Harmony Surfaces is designed in an array of colossal sizes to deliver spaces with apt solutions that fit their aesthetic and functional needs effortlessly.

Available in five magnificent sizes in thickness ranging from 6mm to 15mm, the collection offers remarkable application solutions to different needs. Above the physical attributes, the collection is also available in five different finishes for

the aesthetics and practical needs of different spaces. The versatility of size, thickness, and finish of the surfaces opens extensive design possibilities in spaces, giving a free hand to homeowners and designers to bring their vision to life.



Thicknesses

▼
▲
6mm, 9mm
12mm, 15mm

Finishes Variants

Satin, Milagro, Pulido,
Brillo & Legacy



6mm
Thickness

12mm
Thickness

15mm
Thickness



REDEFINING BEAUTY REDEFINING UTILITY

Devoiding your spaces and interiors of mediocracy, the collection brings exceptional solutions and aesthetic brilliance to the forefront for spaces to redefine beauty and utility at the same time without any compromise in any of the aspects.

FEATURES



Anti-microbial hygienic surface

Exceptionally non-porous surface discourages microbial growth, offering spaces hygienic and safe for contact with food and more.



Ultra-high heat resistance

Higher tolerance to heat and heated objects, the surface retains its colors and shape while under moderate use in kitchen & dining spaces.



Superior stain resistance

The non-porous surface paired with quality glazing through a special process offers surfaces superior resistance towards stains and decoloration.



Extensive possibilities

The size options, thickness options, and multiple finishes paired with a plethora of options open new horizons to extensive application possibilities.



Resists UV rays

Unlike other surfaces, the surfaces of this collection are resistant to impairment resulting from UV rays like decoloration and more, offering spaces longer life and

At Harmony Surfaces, we believe resilience and beauty go hand in hand, and our surfaces, superior in aesthetics, must be superior in resilience to look beautiful over time. Therefore, the collection surfaces are designed to be highly resilient, with attributes that lead to longer life and easy maintenance.



Low maintenance needs

The glaze, raw material, processes, and non-porosity make the surfaces easy to maintain, needing only regular cleaning.



Stable & non-fading colors

The quality of materials and dyes offers colorfastness and resistance, making the colors stable and non-fading over time.



Exceptional scratch resistance

The premium quality glaze and the process lend exceptional scratch resistance to the surface, making them newer looking for longer.



Easy to clean

The low-maintenance surface, resistant to stains and scratches, is really easy to clean with just simple and regular cleaning.



Lasts a lifetime

The durable build, premium raw material, expertly crafted size and thickness, and resistant qualities make the surfaces of the collection long-lasting.

EMBRACE FUNCTIONALITY AESTHETICALLY

Balancing aesthetics and functionality, both superior in degree, is a feat to achieve, and by striving hard, Harmony Surfaces has managed to deliver both in a capacity unmatched in the industry. The collection offers application possibilities in almost every space with versatility in utility and aesthetics.



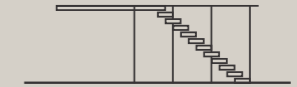
APPLICATIONS



Doors & Sliding Walls



Kitchen Tops



Floors, Walls & Stairs



Ventilated Facades



Bathroom Vanities



Backlit Aesthetics



Interior Designs



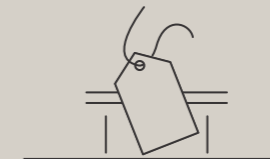
Curved Surfaces



Shelves & Consoles



Residential



Shops



Malls



Public Spaces



Offices & Commercial Areas



Hospitals




Restaurants



Airports



Train Stations



Create a masterpiece with our colossal slabs - the epitome of practical design & superior luxury.

Harmony
SURFACES

800x
2400mm

The smallest size in the collection yet one of the largest in the industry - the 800x2400mm is one that offers your creative freedom in crafting splendid and functional counter tops and work tops, vanities, dining tables, shelves, consoles, and more alike. The size is also ideal for application in lobby areas, reception areas, floors, walls, and more.



**Calacatta
Belisimo**



Size **800x2400mm**
Surface **Brillo**
Random **3**
Thickness **15mm**

**Apollo
White**



Size **800x2400mm**
Surface **Brillo**
Random **2**
Thickness **15mm**

**Statuario
Natural**



Size **800x2400mm**
Surface **Brillo**
Random **3**
Thickness **15mm**

**Golden
Statuario**



Size **800x2400mm**
Surface **Brillo**
Random **2**
Thickness **15mm**

**Cloudy
Onyx**



Size **800x2400mm**
Surface **Brillo**
Random **3**
Thickness **15mm**

Primavera



Size **800x2400mm**
Surface **Brillo**
Random **3**
Thickness **15mm**

Recreate the grandeur of marble with our slabs, which embody the sophistication and charm.

**Rosso
Onyx**



Size **800x2400mm**
Surface **Brillo**
Random **3**
Thickness **15mm**

**Statuario
Grey**



Size **800x2400mm**
Surface **Brillo**
Random **2**
Thickness **15mm**

**Volakas
Grigio**



Size **800x2400mm**
Surface **Brillo**
Random **3**
Thickness **15mm**

Embrace the artistry of nature with tiles that mirror the veins and designs of natural marble and stones.

**Slate
Pietra**



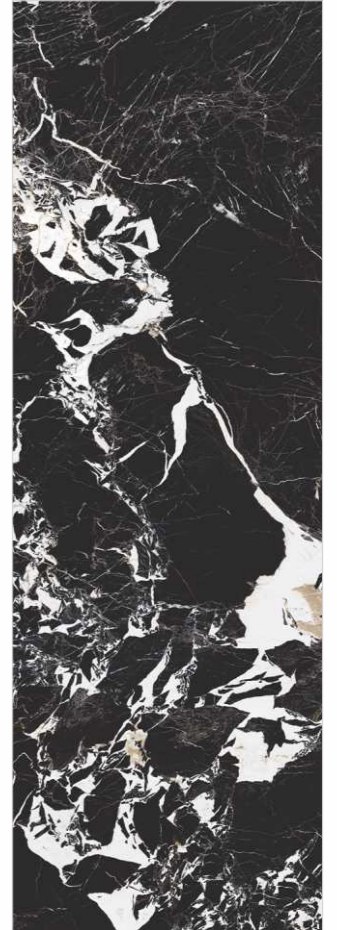
Size **800x2400mm**
Surface **Brillo**
Random **2**
Thickness **15mm**

**Turkey
Onyx**



Size **800x2400mm**
Surface **Brillo**
Random **3**
Thickness **15mm**

**Antico
Black**



Size **800x2400mm**
Surface **Brillo**
Random **3**
Thickness **15mm**

**Belgiun
Black**



Size **800x2400mm**
Surface **Brillo**
Random **3**
Thickness **15mm**

**Black
Gold**




Size **800x2400mm**
Surface **Brillo**
Random **3**
Thickness **15mm**

Labradorite



Size **800x2400mm**
Surface **Brillo**
Random **3**
Thickness **15mm**

**Laurent
Gold**



Size **800x2400mm**
Surface **Brillo**
Random **2**
Thickness **15mm**

**Carrara
Gold**



Size **800x2400mm**
Surface **Brillo**
Random **3**
Thickness **15mm**


**Statuario
Regalia**



Size **800x2400mm**
Surface **Brillo**
Random **3**
Thickness **15mm**

The intricate veins and designs emulate the timeless elegance of the great nature.

Amazonite



Size **800x2400mm**
Surface **Brillo**
Random **4**
Thickness **15mm**

Atlas Neo



Size **800x2400mm**
Surface **Brillo**
Random **2**
Thickness **15mm**

Ariston Bianco



Size **800x2400mm**
Surface **Brillo**
Random **3**
Thickness **15mm**

Black Fusion



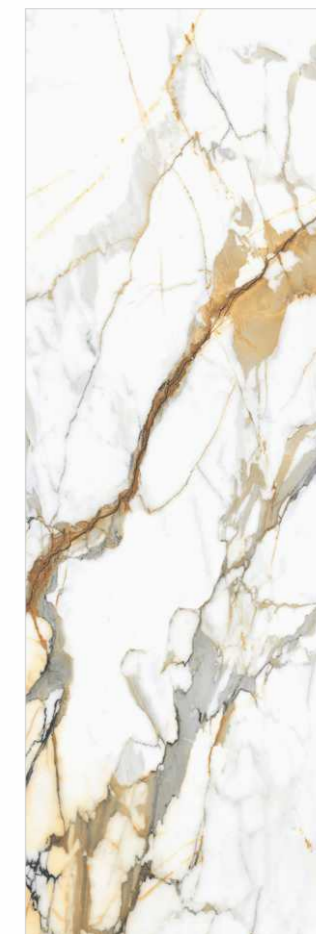
Size **800x2400mm**
Surface **Brillo**
Random **3**
Thickness **15mm**

Brazzilian Granite



Size **800x2400mm**
Surface **Brillo**
Thickness **15mm**


Statuario Gold



Size **800x2400mm**
Surface **Brillo**
Thickness **15mm**

Indulge in the allure of our stone-inspired tiles, where veins and designs transport you to the heart of the wilderness.

**Marquina
Fasion**



Size 800x2400mm
Surface Brillo
Random 2
Thickness 15mm




**Aiza
Honey**



Size **800x2400mm**
Surface **Polished**
Thickness **15mm**
Type **Full Body**

**Eliton
Bianco**



Size **800x2400mm**
Surface **Polished**
Thickness **15mm**
Type **Full Body**

**Aiza
Olive**




Size **800x2400mm**
Surface **Polished**
Thickness **15mm**
Type **Full Body**

**Polka
White**




Size **800x2400mm**
Surface **Polished**
Thickness **15mm**
Type **Full Body**

**Polka
Rainbow**



Size **800x2400mm**
Surface **Polished**
Thickness **15mm**
Type **Full Body**


**Aiza
Harbor**



Size **800x2400mm**
Surface **Polished**
Thickness **15mm**
Type **Full Body**

Enjoy contemporary elegance
with modern yet intrinsic
collection of slabs designed to
elevate.

**Aiza
Bone**



Size **800x2400mm**
Surface **Polished**
Thickness **15mm**
Type **Full Body**

**Aiza
Bistre**



Size **800x2400mm**
Surface **Polished**
Thickness **15mm**
Type **Full Body**

**Terezzo
White**




Size **800x2400mm**
Surface **Polished**
Thickness **15mm**
Type **Full Body**

**Terezzo
Crema**



Size **800x2400mm**
Surface **Polished**
Thickness **15mm**
Type **Full Body**

**Terrazo
Burly**



Size **800x2400mm**
Surface **Polished**
Thickness **15mm**
Type **Full Body**

**Terrazo
Choco**



Size **800x2400mm**
Surface **Polished**
Thickness **15mm**
Type **Full Body**

Embrace the classic charm of modern surfaces with a versatile palette of design and colors.

**Terrezzo
Grey**



Size **800x2400mm**
Surface **Polished**
Thickness **15mm**
Type **Full Body**

**Terrazo
Black**

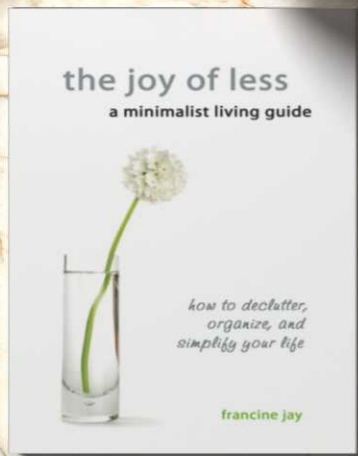


Size **800x2400mm**
Surface **Polished**
Thickness **15mm**
Type **Full Body**

Enjoy colors and designs that never go out of style with modern yet classic collection.



When ordinary isn't enough, go colossal. Redefine extravagance with grandeur that's unmatched.



Harmony
SURFACES

800x
3200mm

A colossal and highly functional size - the 800x3200mm of the collection is something that stands apart and out.

The size is ideal for crafting flawless counter tops, table tops, floors, and more, creating a design synergy that does not break in aesthetics and practicality in your spaces.

The size gives you opportunities to craft elements that are truly versatile and superior in aesthetics and functionality in your spaces.



Elevate your space with exquisite veins and designs add a touch of elegance to your interior.

Calacatta Belisimo



Size **800x3200mm**
Surface **Brillo**
Random **3**
Thickness **15mm**

Apollo White



Size **800x3200mm**
Surface **Brillo**
Random **2**
Thickness **15mm**

Statuario Natural



Size **800x3200mm**
Surface **Brillo**
Random **3**
Thickness **15mm**

Carrara Gold



Size **800x3200mm**
Surface **Brillo**
Random **3**
Thickness **15mm**

Calacutta Light



Size **800x3200mm**
Surface **Brillo**
Random **3**
Thickness **15mm**

Indulge in the luxury of versatile aesthetics, the grandeur of natural stone for an opulent touch.

Statuario Bookmatch



Size **800x3200mm**
Surface **Brillo**
Bookmatch **A & B**
Thickness **15mm**

Patagonia Classic




Size **800x3200mm**
Surface **Brillo**
Random **2**
Thickness **15mm**

Black Noir



Size **800x3200mm**
Surface **Brillo**
Random **3**
Thickness **15mm**

Black Portoro



Size **800x3200mm**
Surface **Brillo**
Random **2**
Thickness **15mm**

Marqus Aqua



Size **800x3200mm**
Surface **Brillo**
Random **2**
Thickness **15mm**

Discover eminence
where extravagance
and practicality go
hand in hand for
superior spaces.



Harmony
SURFACES

800x
3000mm

The 800x3000mm size of
the collection is
exceedingly superior in
functionality allowing you
to craft surfaces, furniture,
counter tops, and more
with incredible ease and
versatility. The size and
designs are timeless yet
contemporary for an
ambiance that never goes
out of style.



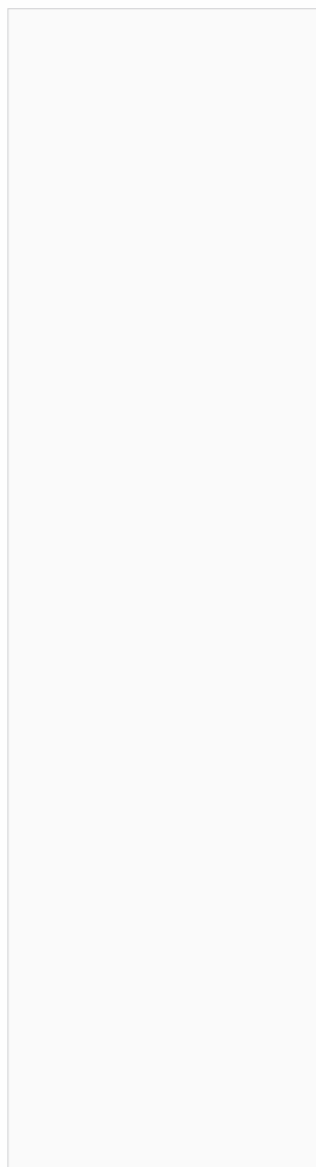
Embrace classic and contemporary ambiance at the same time with solid colors and classic porcelain designs.

Novotone Bronze




Size **800x3000mm**
Surface **Polished**
Random **00**
Thickness **15mm**

Solid Bianco



Size **800x3000mm**
Surface **Polished**
Thickness **15mm**

Venta Black



Size **800x3000mm**
Surface **Polished**
Thickness **15mm**

Siete Bianco



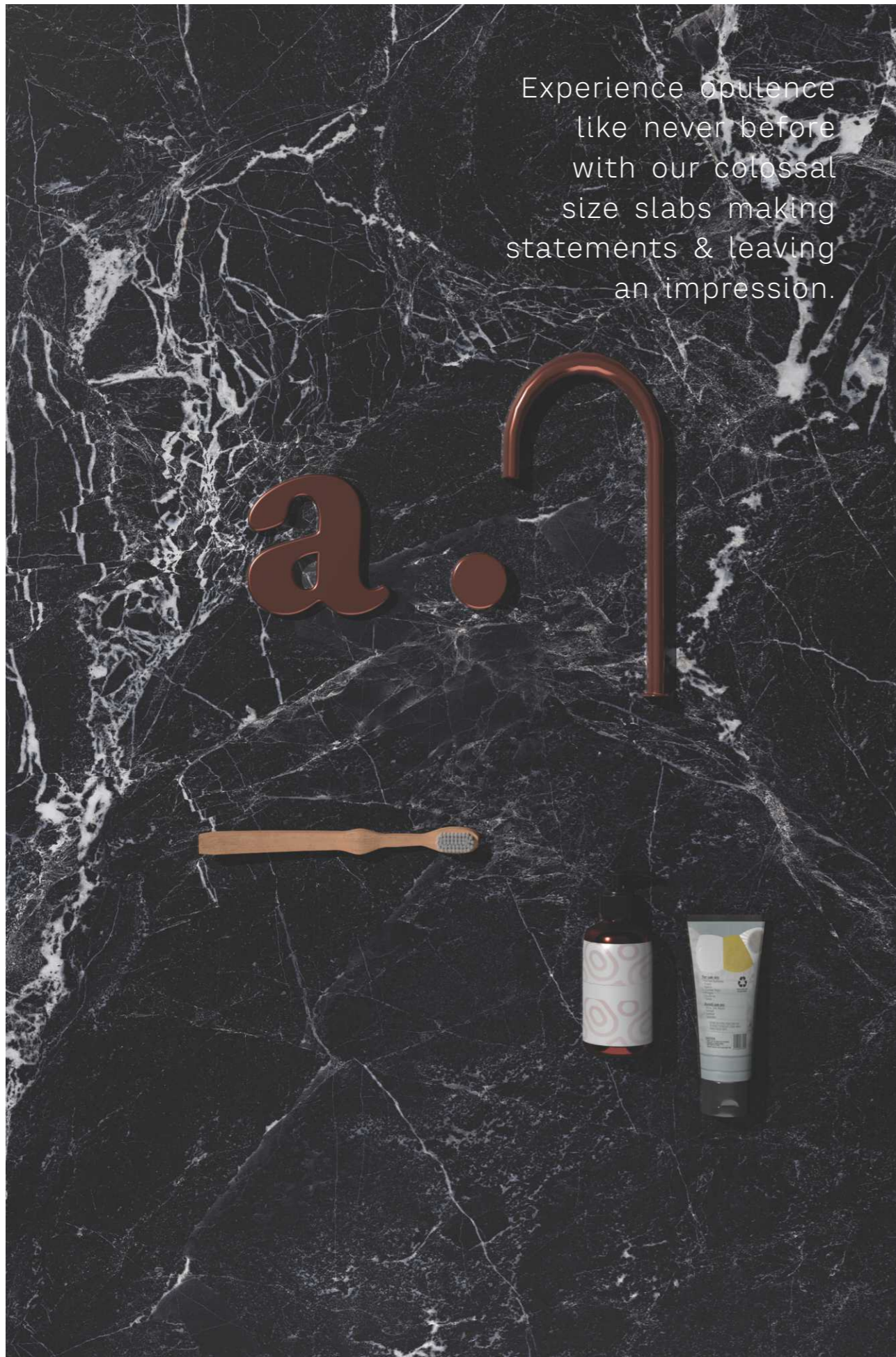
Size **800x3000mm**
Surface **Polished**
Thickness **15mm**

Siete Nero



Size **800x3000mm**
Surface **Polished**
Thickness **15mm**

Experience opulence
like never before
with our colossal
size slabs making
statements & leaving
an impression.



Harmony
SURFACES


1600x
3200mm

Give extravagance a new narrative with the enormous size of 1600x3200mm of the collection. The size redefines the definition of colossal slabs and unfurls superior and extensive application possibilities to allow spaces to look flawlessly seamless, which feels like a never-ending elegance. The size facilitates larger-than-life application on the walls floor and opens room for more.



Embody the sophistication of natural marble within your home with our marble-inspired slabs.

Calacatta Belisimo Bookmatch



Size **1600x3200mm**
Surface **Brillo**
Bookmatch **A & B**
Thickness **12mm**

Calacatta Belisimo



Size **1600x3200mm**
Surface **Brillo**
Random **3**
Thickness **12mm**


Carrara Gold



Size **1600x3200mm**
Surface **Brillo & Legacy**
Random **2**
Thickness **12mm**

Our slabs draw inspiration from the exquisite veins and designs found in natural marble and stones.

Statuario Natural



Size **1600x3200mm**
Surface **Brillo & Legacy**
Random 2
Thickness **12mm**

Statuario Platina



Size **1600x3200mm**
Surface **Brillo**
Random 2
Thickness **12mm**



Statuario Natural

Size **1200x2800mm**
Surface **Legacy**



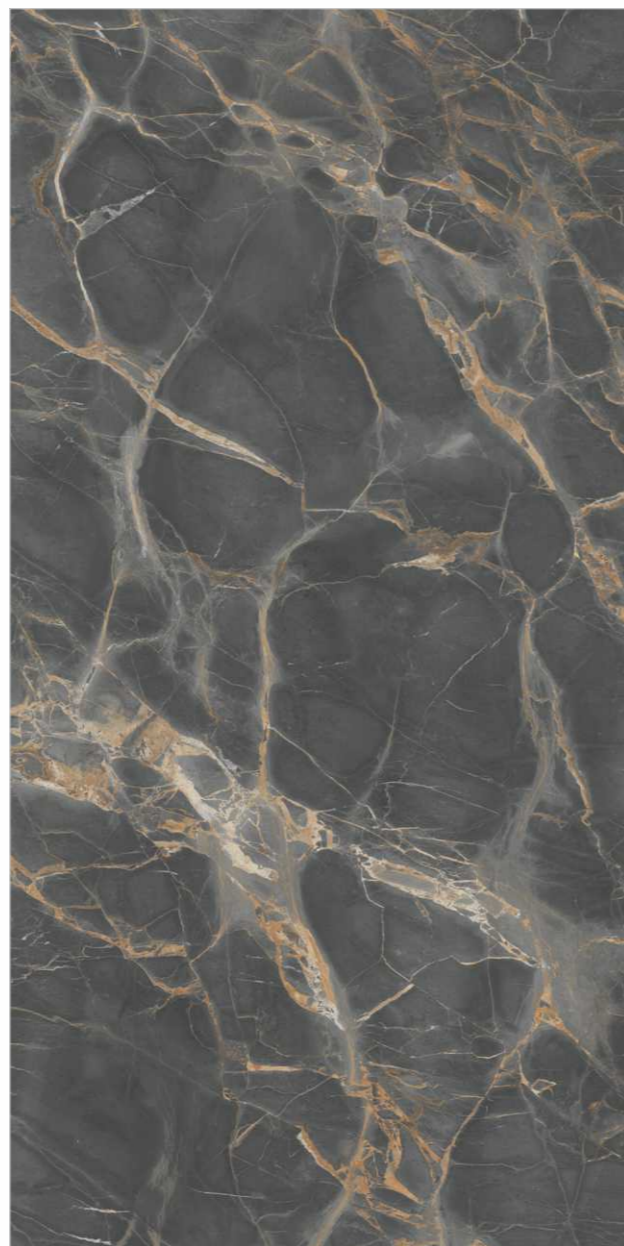
The natural veins, colors, and designs of our stone-inspired slabs transport you to the heart of nature.

Himalaya Crystal



Size **1600x3200mm**
Surface **Brillo**
Thickness **12mm**

Macabus Gold




Size **1600x3200mm**
Surface **Brillo**
Random **2**
Thickness **12mm**

Calsite Onyx



Size **1600x3200mm**
Surface **Brillo**
Random **2**
Thickness **12mm**

Turkey Onyx



Size **1600x3200mm**
Surface **Brillo**
Thickness **12mm**

Create a haven of tranquility with our natural stone-inspired slabs rich in aesthetics and class.

Patagonia Classic



Size **1600x3200mm**
Surface **Brillo**
Thickness **12mm**

Linux Onyx



Size **1600x3200mm**
Surface **Brillo**
Random **2**
Thickness **12mm**

Mint Onyx



Size **1600x3200mm**
Surface **Brillo**
Random **2**
Thickness **12mm**

Bianco Onyx



Size **1600x3200mm**
Surface **Brillo**
Random **2**
Thickness **12mm**

Enhance your home with tiles that capture the essence of nature's beauty through surreal designs.

Pietra Nero




Size **1600x3200mm**
Surface **Brillo**
Random **2**
Thickness **12mm**

Amazonite Rust



Size **1600x3200mm**
Surface **Brillo**
Thickness **12mm**

Magma Black Bookmatch



Size **1600x3200mm**
Surface **Brillo**
Bookmatch **A & B**
Thickness **12mm**

Embrace the serenity of natural stone aesthetics in your home for a touch of tranquility.

Noir Nero



Size 1600x3200mm
Surface **Milagro**
Thickness 12mm

Santorini Blanca



Size 1600x3200mm
Surface **Milagro**
Random 2
Thickness 12mm

Casa Blanca



Size 1600x3200mm
Surface **Milagro**
Thickness 12mm

Travertino Bianco



Size 1600x3200mm
Surface **Milagro**
Random 2
Thickness 12mm

Discover the charm of nature,
where each piece showcases
Mother Nature's own creations.

Slate Pietra



Size **1600x3200mm**
Surface **Milagro**
Thickness **12mm**

Rapolano



Size **1600x3200mm**
Surface **Matt**
Thickness **12mm**

Konkrete



Size **1600x3200mm**
Surface **Matt**
Thickness **12mm**

Cheppo



Size **1600x3200mm**
Surface **Matt**
Thickness **12mm**

Embrace colors in your homes
and spaces which are reflections
of nature's surreal candor.

Bercy Terra




Size **1600x3200mm**
Surface **Matt**
Thickness **12mm**

Azure



Size **1600x3200mm**
Surface **Matt**
Thickness **12mm**

Avacado



Size **1600x3200mm**
Surface **Matt**
Thickness **12mm**

Create an extraordinary space with our larger-than-life slabs that exude lavishness.



Harmony
SURFACES

1200x
2800mm

Discover a slab size perfect for all kinds of applications and which sits perfectly in between the categories of large and extravagant sizes. Moderately large size in the collection - the 1200x2800mm gives your spaces a roomy feel without feeling overwhelmingly large. The size is ideal for walls, floors, accent details, furniture cladding, and more, giving you creative liberty to experiment with your spaces and the details in them.



Experience the luxury of marble-inspired tiles that capture the essence of nature's elegance.

Lincoln Oro



Size **1200x2800mm**
Surface **Pulido**
Random **3**
Thickness **6mm**

Empradore Light



Size **1200x2800mm**
Surface **Pulido**
Random **2**
Thickness **6mm**

Breccia Arancia



Size **1200x2800mm**
Surface **Pulido**
Random **2**
Thickness **6mm**

Aravali Onyx



Size **1200x2800mm**
Surface **Pulido**
Random **4**
Thickness **6mm**

Unearth the natural beauty,
where the veins and designs tell
a story of elegance and
refinement.

Fior Di Bosco



Size **1200x2800mm**
Surface **Pulido**
Random **2**
Thickness **6mm**

Oyster Bianco



Size **1200x2800mm**
Surface **Satin**
Random **3**
Thickness **6mm**

Imperio Armani Dove



Size **1200x2800mm**
Surface **Legacy**
Random **3**
Thickness **6mm**

Imperio Armani Sun



Size **1200x2800mm**
Surface **Legacy**
Random **2**
Thickness **6mm**

**Black
Noir**



Size **1200x2800mm**
Surface **Pulido**
Random **3**
Thickness **6mm**



Witness the veins and designs that are a testament to the sophistication and beauty of nature's wonders.

Travertino Aovario



Size **1200x2800mm**
Surface **Legacy**
Random **2**
Thickness **6mm**

Travertino Silver



Size **1200x2800mm**
Surface **Legacy**
Random **2**
Thickness **6mm**

Marrazi Bianco



Size **1200x2800mm**
Surface **Leather**
Random **3**
Thickness **6mm**

Java Smoke




Size **1200x2800mm**
Surface **Leather**
Random **2**
Thickness **6mm**


EDGE PROFILES

Versatility and durability are crucial factors when selecting surfaces for your spaces. A durable and workable surface offers design freedom, easy workability, and liberty to experiment. To offer such freedom, Harmony Surfaces are crafted durable and workable to allow you to experiment with edge profiles for your spaces' aesthetic and functional needs. Explore seamless joint possibilities and numerous edge profiles for countertops, worktops, bathroom vanities, and more.

Chamfered edge




Double chamfered edge




Straight shark nose



Round chamfered edge



Double round chamfer



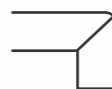
Rounded shark nose



Built-up straight chamfer




Built-up pencil edge




Demi-bullnose




Unseen straight edge




Visible straight edge




Rounded edge




Demi-bullnose



Mitred edge



Inverted mitred edge



Skirt bonded to flush head



Skirt bonded to retracted head



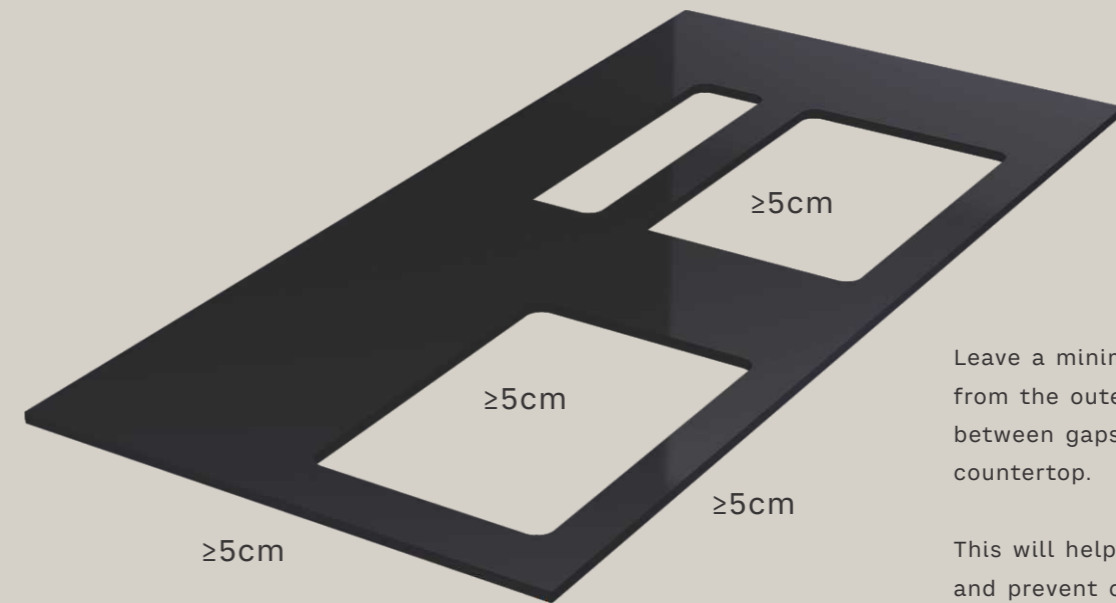
Bonded mitered edge



DESIGN FACTORS TO CRAFT A SEAMLESS COUNTERTOPS

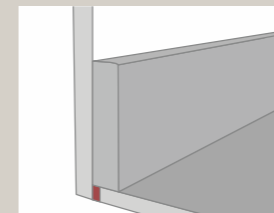
Countertops play a crucial role in functionality and aesthetics and enhance spaces' appeal. They elevate the aesthetic value and create a cohesive look of spaces.

Consider varied factors at the design end for a durable and long-lasting countertop. Follow the steps to lay countertops that will complement the overall design scheme of the space.



Leave a minimum distance of 5cm from the outer edges and between gaps while designing a countertop.

This will help support cabinets and prevent cracks or breakage.




Leave a gap of 2mm between the countertop and adjacent walls. Once the countertop is placed, seal the gap to fill the 2mm space. Protecting the sealed joint with trim is advisable, providing additional support.

Overall, the proper countertop installation will give spaces an edgy and polished look. This will help in structural integrity and longevity of the countertops in spaces.

Keep a minimum radius of 5mm in the inner corners of gaps. A larger radius of 10mm is suggested to prevent breakage. Avoid making 90-degree cuts, as it will create tension within the material over time. To upkeep the joint strength, do not make sinks with the same materials.

These instructions can prevent potential stress that may arise during fabrication and application. Harmony Surfaces offers a seamless countertop solution to elevate your space's look to a new level of excellence.



INSTALLATION OF SINKS AND INDUCTION HOBS

To prevent undue stress on the sink or countertop, leave a 2mm gap between the sink fixture and the edge of the cut-out. If you choose the over-mount installation style, consider sealing the joints with silicon to prevent water leakage.

Making an undercut of more than 4mm is discouraged due to the integrity of the installation.

These guidelines help in ensuring that the sinks are securely installed.



For a more durable countertop setup, it is recommended to use a sink setter or support rail system. This will help install large format sinks effortlessly and provide immense structural support for the sink.

MANUAL WORK

To manually install sinks, it is advisable to use appropriate tools and employ a wet operation while drilling holes.


This technique can help prevent overheating during drilling, ensuring safe installation.



CIRCULAR SAW CUTTING MACHINE


Porcelain tiles are hard, so diamond cutting blades are recommended. The bridge-type cutting machine can handle the hardness of porcelain and can make straight cuts. The continuous water flow during cutting serves as a coolant for the blades, preventing overheating. In lighter models of cutting machines, a low-speed blade is recommended. Similarly, when cutting or finishing a cut on a piece that's 20/25cm wide, it's advised to reduce the speed of the cutting blade to half of the manufacturer's recommended speed.

Using the appropriate blades and techniques can reduce the risk of injury. Following the recommended water flow and speed can ensure the longevity and effectiveness of the equipment. Cutting tiles demands accuracy. Adjusting the speed when starting or finishing cuts can minimize the chance of breakage, attributing smoother edges on tiles.



DIAMETER CAP	RPM APPROX	SPEED HIZ
300mm	2100-2800	
350mm	1900-2500	White Beyaz 0.5m/min
400mm	1700-2300	Other Colors
450mm	1400-2000	1m/min
500mm	1200-1600	

recommended values



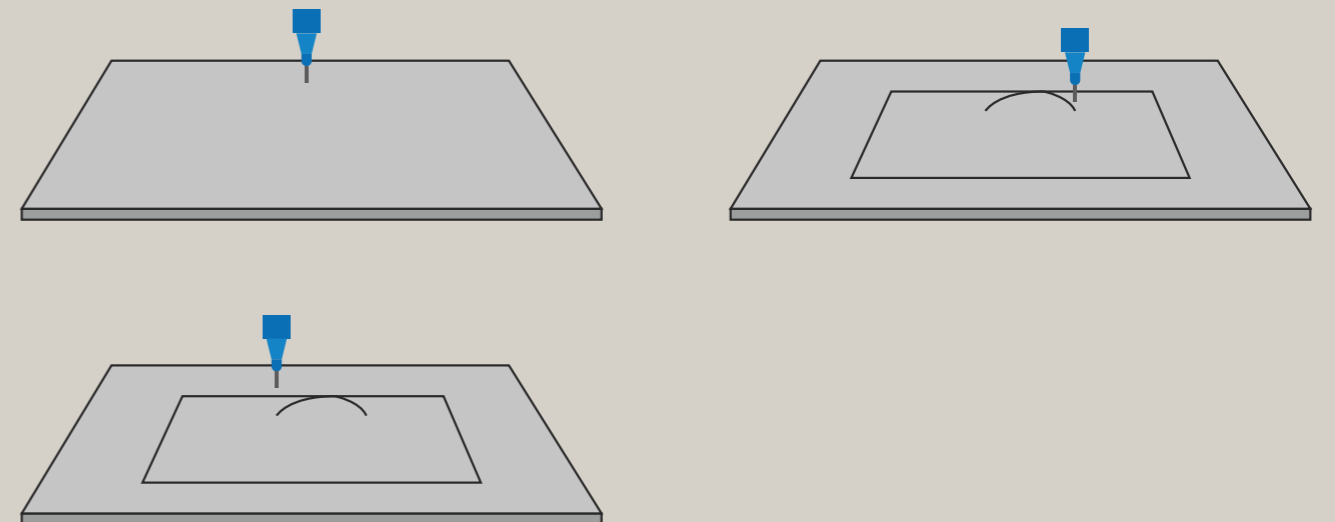
WATER CUTTING MACHINE



WATER CUTTING MACHINE

A water cutting machine can cut or drill various materials with incredible accuracy. The quality of the cut finish depends on the precise adjustment of parameters like abrasion, water pressure, and cutting speed recommended on the table. While using the CNC cutting machine, we suggest making an initial drill within the opening space, ideally positioned away from the piece's edge. Proceed to cut along the perimeter using a curved motion. If you desire a polished edge, we advise reducing the speed by half for a smoother and more manageable finish.

Precision in cutting or drilling impacts the material's quality, functionality and cost-effectiveness. Accurate cutting using this machine ensures proper resource utilization and minimizing costs. Water Cutting machines also minimize wastage. Overall, a precisely cut edge can make spaces look extraordinary and appealing.



Abrasive	Speed
300-380g/min	Whit/beyaz 0.4m/min
	Other colore 0.6m/min
Initial Pressure	Maximum Pressure

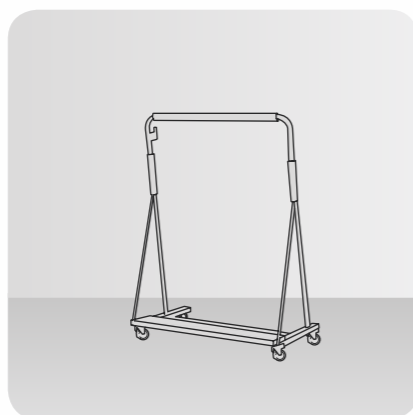
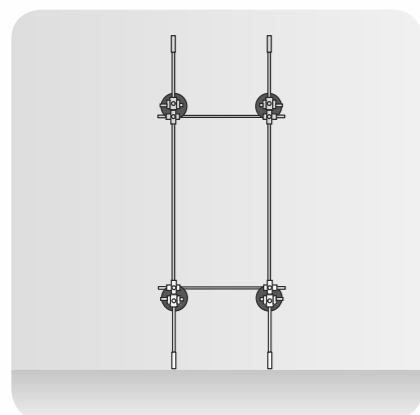
INSTALLATION REINFORCEMENTS

Follow the recommendations for installing a transformed countertop onto a surface. The countertop should be installed on a completely flat and leveled surface. It is suggested to use a plywood board for adequate support. In areas with high humidity, alternatives like a compact board of phenolic resins or an XPS sandwich panel of 20mm thickness are recommended. Elastic adhesives should be used to glue the countertop to the supporting surface.

Reinforcements should be placed strategically, especially around openings like sinks or stoves. Gaps larger than 60cm should be avoided to maintain structural integrity. Using strips of the same material for reinforcements ensures equal expansion with the countertop. With multiple-piece countertops, wedges or suction cups are suggested tools for aligning and bringing the pieces together without structural damage.

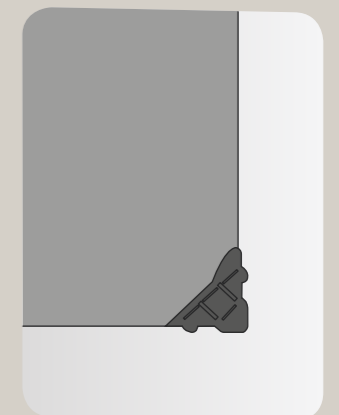
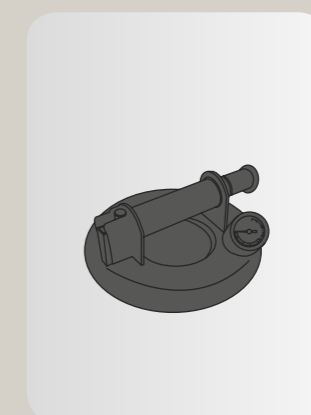
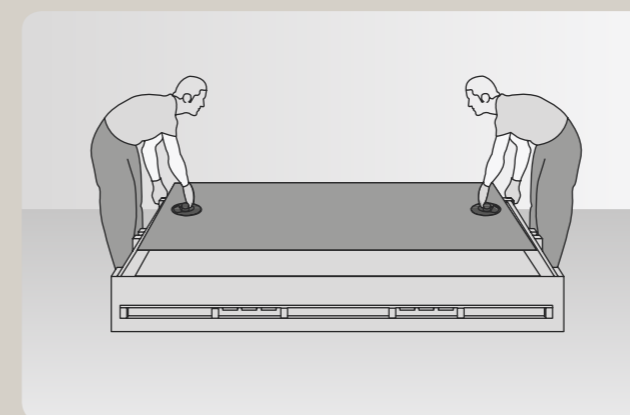
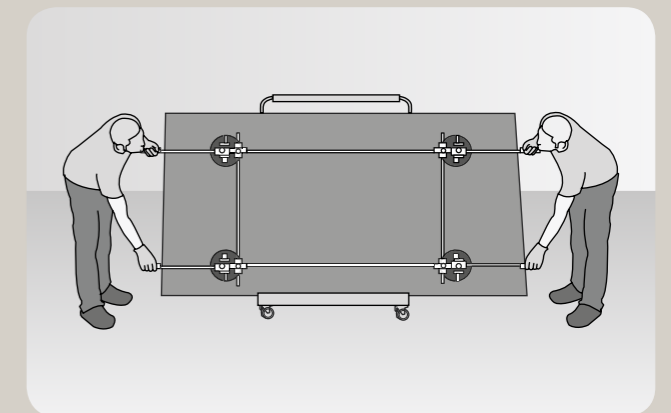
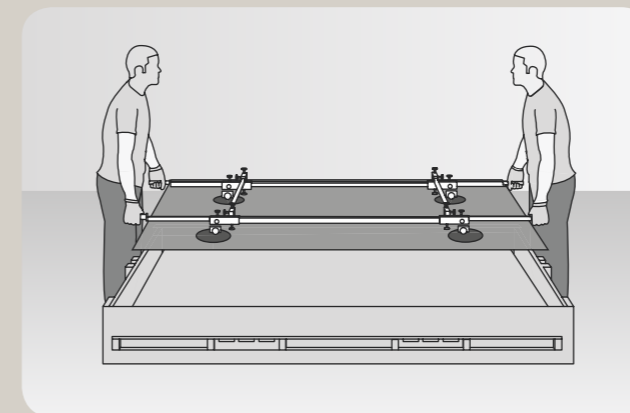
A flat and leveled surface is important for the countertop's stability, as any irregularities can lead to structural issues or even breakage. The countertops complement versatile spaces' decor style but need adequate support. Further, using the right adhesive can accommodate the natural movement of the materials and prevent the countertop from cracking or becoming loose over time.

Strategically placed reinforcements help prevent stress evenly across the countertop, ensuring structural integrity. To get your space's sleek and sophisticated look, place the countertop well and intact. A well-installed countertop enhances the aesthetic appeal and promotes a safe and functional workspace. Proper adherence to these guidelines guarantees a durable and visually appealing countertop that complements your space while standing the test of time.



Transporting and handling the transformed countertop requires special care to prevent damage. While transporting, it is advised not to bend the plate. Instead, move it upright with the drilled holes facing upwards.

Likewise, special care should be taken to avoid blows, especially on the edges. The edges of the countertops are the most vulnerable areas, so extra care is needed as there is a potential risk of damage or crack.



HANDLING, PACKING, TRANSPORT & HANDLING U-PALLET

The sketches below provide essential details for handling & transporting trestles that are used to support certain pieces or materials. These sketches include specific instructions, measurements, and weight information to ensure safe and efficient transportation using different vehicles or varying quantities of materials.

The sketches below show different frame pallets - Square and U-frame pallets. It depicts proper stacking, securing and placing countertops with weight distributed evenly.


SQUARE FRAME PALLET
EMPTY



SQUARE FRAME PALLET
28 Boxes



U FRAME PALLET
EMPTY



U FRAME PALLET
28 Boxes



Level 01 / Seviye 01		Level 02 / Seviye 02	
01	02	07	08
03	04	09	
05	06	10	11

40 ft Container

SQUARE FRAME PALLET

Total Pallet: 11 | Total Box: 308



Level 01 / Seviye 01		Level 02 / Seviye 02	
01	02	07	08
03	04	09	
05	06	10	11

40 ft Container

U FRAME PALLET

Total Pallet: 11 | Total Box: 308

To avoid instability or collapse, always symmetrically carry the trestle and transport only one at a time.

These guidelines ensure safety when handling & transporting trestles, minimizing the chances of accidents or structural failures while being moved.

When moving the pallet, it is necessary to secure it using at least one vertical sling. Place protective cardboard as a safeguard at the height of the ratchet to prevent potential damage to the workpiece being transported. If the goods on the pallet are not strapped or secured with slings during a resting period, it's advisable to use vertical poles.

A vertical sling can ensure stability and prevent the load from falling during transport. Above all, the vertical slings secure the unstrapped goods. These preventive measures ensure the stability and protection of goods transported on a pallet.

Technical Specification

CHARACTERISTIC	STANDARD AS PER ISO13006:2018/ EN14411 Gr.BIa	STANDARD AS PER IS 15622:2017 Gr.BIa	MEAN VALUE OF HARMONY	METHOD OF TESTING
Regulatory Properties				
Deviation in Length and Width	±0.30 % (±1.00 mm)	±0.10 %	± 0.10 %	ISO 10545-2/IS 13630-1
Deviation in Thickness	±5.0 % (± 0.50 mm)	±5.0 %	± 5.0 %	ISO 10545-2/IS 13630-1
Straightness in Side	±0.30 % (± 0.80 mm)	±0.10 %	± 0.10 %	ISO 10545-2/IS 13630-1
Rectangularity	±0.30 % (±1.50 mm)	±0.10%	± 0.10 %	ISO 10545-2/IS 13630-1
Surface Flatness Central Curvature	±0.40 % (± 1.80 mm)	±0.50 %	± 0.20 %	ISO 10545-2/IS 13630-1
Surface Flatness Edge Curvature	±0.40 % (± 1.80 mm)	±0.50 %	± 0.20 %	ISO 10545-2/IS 13630-1
Surface Flatness Warpage	±0.40 % (± 1.80 mm)	±0.50 %	± 0.10 %	ISO 10545-2/IS 13630-1
Surface Quality	>95% defects free	>95% defects free	>95% defects free	ISO 10545-2/IS 13630-1
Small Color Difference (For Plain Colour)	ΔE <1.00	N.A.	ΔE <0.80	ISO 10545-16
Glossiness (Polished)	As per Manufacturer	As per Manufacturer	≥ 90	Gloss Meter 60°
Glossiness (Satin)	As per Manufacturer	As per Manufacture	7 ≤ Gloss Value ≤ 25	Gloss Meter 60°
Structural Properties				
Water Absorption	≤0.50 %	≤0.080 %	≤0.080 %	ISO 10545-3/IS 13630-2
Bulk Density	As per Manufacturer	Min 2.20 g/cc	> 2.28 gm/cc	ISO 10545-3/IS 13630-2
Massive Mechanical Properties				
Modulus of Rupture	Min. 35.0 N/mm ²	Min. 35.0 N/mm ²	Min. 40.0 N/mm ²	SO 10545-4/IS 13630-6
Breaking Strength Thickness ≥7.5 mm	Min 1300.0 N	Min 1300.0 N	Min 6000.0 N	ISO 10545-4/IS 13630-6
Surface Mechanical Properties				
Mohs Hardness #	As per Manufacturer	Min. 5	Polished Min 4**/ Satin & Posh Min 6	BS EN 15771/IS 13630-13
Surface Abrasion Resistance #	As per Manufacturer	Min. Class II	Polished Min II**/ Satin & Posh Min III	ISO 10545-7/IS 13630-11
Thermal Hygrometric Properties				
Moisture Expansion	Max 0.06% (0.6 mm/m)	Max 0.02 mm/m	Max 0.02 mm/m	ISO 10545-10/IS 13630-3
Thermal Expansion(COE) at 100°C	As per Manufacturer	Max. 6.0 x 10 ⁻⁶	Max. 6.0 x 10 ⁻⁶	ISO 10545-8/IS 13630-4
Thermal Shock Resistance	Min 10 Cycles	Min 10 Cycles	Min 10 Cycles	ISO 10545-9/IS 13630-5
Impact Resistance(COR) #	Min. 0.55	Min 0.55	Min 0.55	ISO 10545-5/IS 13630-14
Frost Resistance	As per Manufacturer	As per Manufacturer	Frost Proof	ISO 10545-12/IS 13630-10
Crazing Resistance at 7.5 bar	4 Cycles	4 Cycles	4 Cycles	ISO 10545-11/IS 13630-9
Chemical Properties				
Resistance to Staining Glazed	Min. Class 3	Min Class 1	Min. Class 3/Min. Class 1	ISO 10545-14/IS 13630-8
Resistance to Household Chemicals & Swimming Pool Salts Glazed	Min Class GB	Min Class AA	Min Class GB/Min Class AA	ISO 10545-13/IS 13630-8
Resistance to Low Concentrate Acid and Alkalis Glazed	As per Manufacturer	As per Manufacturer	Min Class GLB***/ Min Class A***	ISO-10545-13/IS 13630-8
Resistance to High Concentrate Acid and Alkalis Glazed	As per Manufacturer	As per Manufacturer	Min Class GHB***/ Min Class A***	ISO-10545-13/IS 13630-8
Safety Properties				
Skid Resistance - (DCOF-WET PENDULUM)##	As per Manufacturer	As per Manufacturer	Glossy ≥P0,Satin,Posh ≥P1	BS 7976-2
Slip Resistance -Satin/Posh (DCOF- R Value)##	As per Manufacturer	As per Manufacturer	R9 to R10	DIN 51130
Lead and Cadmium release	As per Manufacturer	N.A.	Does not yield Pb &Cd	ISO-10545-15



Packing Detail

SIZE	THICKNESS	PCS/BOX	AREA/BOX	BOX/WT.
800x2400mm	15mm	1 pc	1.92 mt ²	67 kg
800x3000mm	15mm	1 pc	2.40 mt ²	84 kg
800x3200mm	15mm	1 pc	2.56 mt ²	90 kg
1200x2800mm	6mm	1 pc	3.36 mt ²	47 kg
1600x3200mm	12mm	1 pc	5.12 mt ²	145 kg

Harmony
SURFACES

www.harmonysurfaces.world